



## Technical Description

Evo 11 is a single source LED spotlight that comes as standard in white, black and brushed aluminium finishes. It has five site changeable optics for flexible distribution. The ultra narrow spot beam in our 4.9W 405lm module has a peak intensity of 8306cd. The Evo has a 360 degree bearing aided rotation and 180 degree constant torque tilt mechanism, both lockable. The Jack Plug system enables the luminaire to be easily disconnected and reconnected to all of Precision Lighting's systems. The onboard 24V driver ensures overcurrent protection and is not polarity sensitive.

## Mechanical

**Category** Interior use only IP20

**Systems** Eutrac I Monopoint I LV tracks

**Material** Machined Aluminium

**Weight** 176g

**Lockable** Pan & Tilt

**Accessories** Snoots I Louvres I Lenses

## Finishes

**Finishes** Brushed Aluminium I Black I White I Rubbed Bronze I Custom\*

\* Please enquire as to the availability of non-standard Finishes

## Optical

**System Power** 4.9W

**Colour Temperature** 3000K\*

**Module Output** 405lm\*

**CRI** 92 TYP

**Absolute Output** 397lm

**TM-30** RF: 90 RG: 99

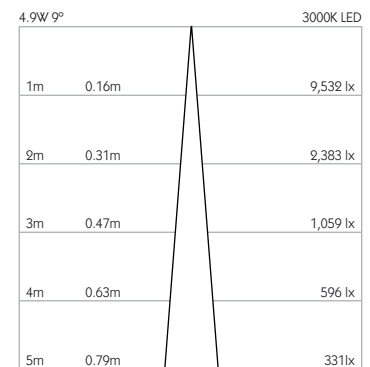
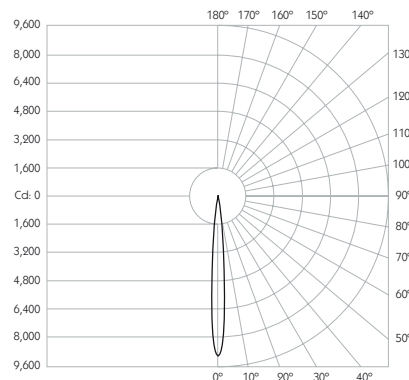
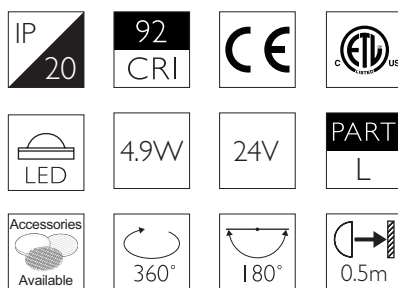
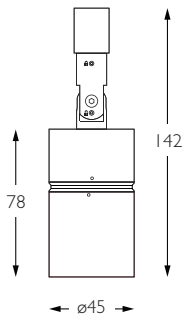
**LOR** 98

**Beam Angle** 09°

**Gear Type** Dimmable available

\*\* Photometry shown is correct for 3000K module. Please enquire for 2700K module output.

Product Photometry independently tested in accordance with LM-79



| Finish | Cable             | Basis Track      | Retrac           | Eutrac             | Trimless          | Flat              | Node              | Surface           |
|--------|-------------------|------------------|------------------|--------------------|-------------------|-------------------|-------------------|-------------------|
| AL     | CA4-483-AL-XX9209 | BT-483-AL-XX9209 | RT-483-AL-XX9209 | EUT3-483-AL-XX9209 | MPS-483-AL-XX9209 | MPX-483-AL-XX9209 | MPY-483-AL-XX9209 | MPZ-483-AL-XX9209 |
| WH     |                   |                  | RT-483-WH-XX9209 | EUT3-483-WH-XX9209 | MPS-483-WH-XX9209 | MPX-483-WH-XX9209 | MPY-483-WH-XX9209 | MPZ-483-WH-XX9209 |
| BK     |                   |                  | RT-483-BK-XX9209 | EUT3-483-BK-XX9209 | MPS-483-BK-XX9209 | MPX-483-BK-XX9209 | MPY-483-BK-XX9209 | MPZ-483-BK-XX9209 |
| RB *   |                   | BT-483-RB-XX9209 |                  |                    | MPS-483-RB-XX9209 | MPX-483-RB-XX9209 | MPY-483-RB-XX9209 | MPZ-483-RB-XX9209 |

For 3000K Substitute XX with 30

For 2700K Substitute XX with 27

\*All Brass and Bronze finishes are made to order and subject to MOQ

## NARROW SPOT SHORT SNOOT



### Technical Description

Evo 11 is a single source LED spotlight that comes as standard in white, black and brushed aluminium finishes. It has five site changeable optics for flexible distribution. The narrow spot beam in our 4.9W 405lm module has a peak intensity of 6381cd. The Evo has a 360 degree bearing aided rotation and 180 degree constant torque tilt mechanism, both lockable. The Jack Plug system enables the luminaire to be easily disconnected and reconnected to all of Precision Lighting's systems. The onboard 24V driver ensures overcurrent protection and is not polarity sensitive.

### Mechanical

**Category** Interior use only IP20

**Systems** Eutrac I Monopoint I LV tracks

**Material** Machined Aluminium

**Weight** 176g

**Lockable** Pan & Tilt

**Accessories** Snoots I Louvres I Lenses

### Finishes

**Finishes** Brushed Aluminium I Black I White I Rubbed Bronze I Custom\*

\* Please enquire as to the availability of non-standard Finishes

### Optical

**System Power** 4.9W

**Colour Temperature** 3000K\*

**Module Output** 405lm\*

**CRI** 92 TYP

**Absolute Output** 396lm

**TM-30** RF: 90 RG: 99

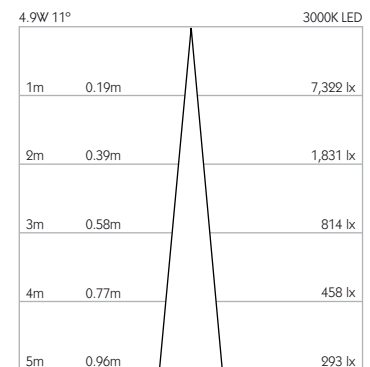
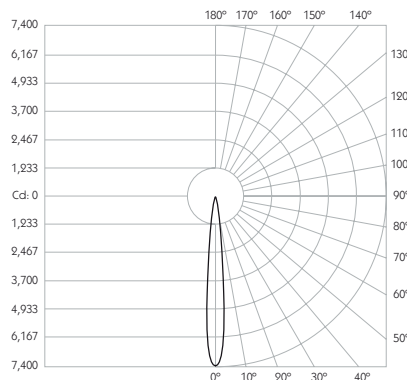
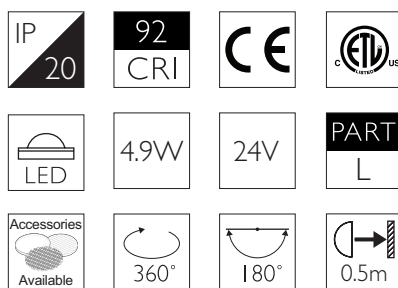
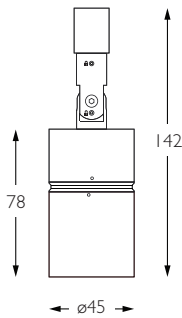
**LOR** 98

**Beam Angle** 11°

**Gear Type** Dimmable available

\*\* Photometry shown is correct for 3000K module. Please enquire for 2700K module output.

Product Photometry independently tested in accordance with LM-79



| Finish      | Cable             | Basis Track      | Retrac           | Eutrac             | Trimless          | Flat              | Node              | Surface           |
|-------------|-------------------|------------------|------------------|--------------------|-------------------|-------------------|-------------------|-------------------|
| <b>AL</b>   | CA4-483-AL-XX9211 | BT-483-AL-XX9211 | RT-483-AL-XX9211 | EUT3-483-AL-XX9211 | MPS-483-AL-XX9211 | MPX-483-AL-XX9211 | MPY-483-AL-XX9211 | MPZ-483-AL-XX9211 |
| <b>WH</b>   |                   |                  | RT-483-WH-XX9211 | EUT3-483-WH-XX9211 | MPS-483-WH-XX9211 | MPX-483-WH-XX9211 | MPY-483-WH-XX9211 | MPZ-483-WH-XX9211 |
| <b>BK</b>   |                   |                  | RT-483-BK-XX9211 | EUT3-483-BK-XX9211 | MPS-483-BK-XX9211 | MPX-483-BK-XX9211 | MPY-483-BK-XX9211 | MPZ-483-BK-XX9211 |
| <b>RB</b> * |                   | BT-483-RB-XX9211 |                  |                    | MPS-483-RB-XX9211 | MPX-483-RB-XX9211 | MPY-483-RB-XX9211 | MPZ-483-RB-XX9211 |

For 3000K Substitute XX with 30

For 2700K Substitute XX with 27

\*All Brass and Bronze finishes are made to order and subject to MOQ



## Technical Description

Evo 11 is a single source LED spotlight that comes as standard in white, black and brushed aluminium finishes. It has five site changeable optics for flexible distribution. The medium beam in our 4.9W 405lm module has a peak intensity of 3456cd. The Evo has a 360 degree bearing aided rotation and 180 degree constant torque tilt mechanism, both lockable. The Jack Plug system enables the luminaire to be easily disconnected and reconnected to all of Precision Lighting's systems. The onboard 24V driver ensures overcurrent protection and is not polarity sensitive.

## Mechanical

**Category** Interior use only IP20

**Systems** Eutrac I Monopoint I LV tracks

**Material** Machined Aluminium

**Weight** 176g

**Lockable** Pan & Tilt

**Accessories** Snoots I Louvres I Lenses

## Finishes

**Finishes** Brushed Aluminium I Black I White I Rubbed Bronze I Custom\*

\* Please enquire as to the availability of non-standard Finishes

## Optical

**System Power** 4.9W

**Colour Temperature** 3000K\*

**Module Output** 405lm\*

**CRI** 92 TYP

**Absolute Output** 397lm

**TM-30** RF: 90 RG: 99

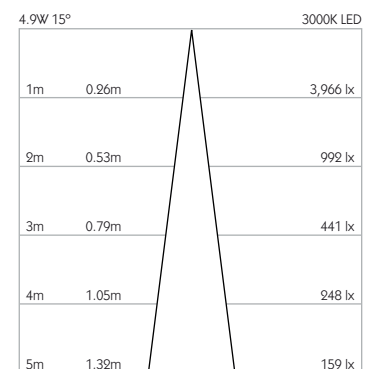
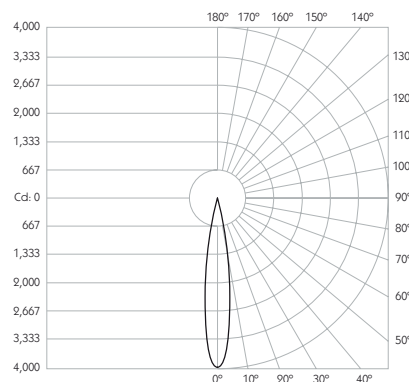
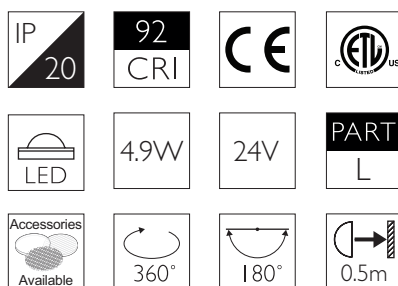
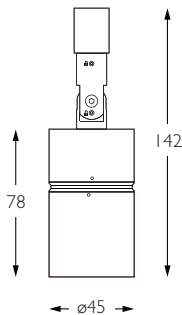
**LOR** 98

**Beam Angle** 15°

**Gear Type** Dimmable available

\*\* Photometry shown is correct for 3000K module. Please enquire for 2700K module output.

Product Photometry independently tested in accordance with LM-79



| Finish | Cable             | Basis Track      | Retrac           | Eutrac             | Trimless          | Flat              | Node              | Surface           |
|--------|-------------------|------------------|------------------|--------------------|-------------------|-------------------|-------------------|-------------------|
| AL     | CA4-483-AL-XX9215 | BT-483-AL-XX9215 | RT-483-AL-XX9215 | EUT3-483-AL-XX9215 | MPS-483-AL-XX9215 | MPX-483-AL-XX9215 | MPY-483-AL-XX9215 | MPZ-483-AL-XX9215 |
| WH     |                   |                  | RT-483-WH-XX9215 | EUT3-483-WH-XX9215 | MPS-483-WH-XX9215 | MPX-483-WH-XX9215 | MPY-483-WH-XX9215 | MPZ-483-WH-XX9215 |
| BK     |                   |                  | RT-483-BK-XX9215 | EUT3-483-BK-XX9215 | MPS-483-BK-XX9215 | MPX-483-BK-XX9215 | MPY-483-BK-XX9215 | MPZ-483-BK-XX9215 |
| RB *   |                   | BT-483-RB-XX9215 |                  |                    | MPS-483-RB-XX9215 | MPX-483-RB-XX9215 | MPY-483-RB-XX9215 | MPZ-483-RB-XX9215 |

For 3000K Substitute XX with 30

For 2700K Substitute XX with 27

\*All Brass and Bronze finishes are made to order and subject to MOQ

## FLOOD SHORT SNOOT



### Technical Description

Evo 11 is a single source LED spotlight that comes as standard in white, black and brushed aluminium finishes. It has five site changeable optics for flexible distribution. The flood beam in our 4.9W 405lm module has a peak intensity of 1048cd. The Evo has a 360 degree bearing aided rotation and 180 degree constant torque tilt mechanism, both lockable. The Jack Plug system enables the luminaire to be easily disconnected and reconnected to all of Precision Lighting's systems. The onboard 24V driver ensures overcurrent protection and is not polarity sensitive.

### Mechanical

**Category** Interior use only IP20

**Systems** Eutrac I Monopoint I LV tracks

**Material** Machined Aluminium

**Weight** 176g

**Lockable** Pan & Tilt

**Accessories** Snoots I Louvres I Lenses

### Finishes

**Finishes** Brushed Aluminium I Black I White I Rubbed Bronze I Custom\*

\* Please enquire as to the availability of non-standard Finishes

### Optical

**System Power** 4.9W

**Colour Temperature** 3000K\*

**Module Output** 405lm\*

**CRI** 92 TYP

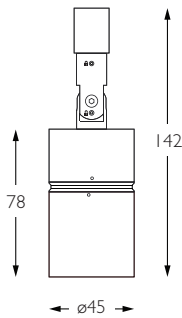
**Absolute Output** 345lm

**TM-30** RF: 90 RG: 99

**LOR** 85

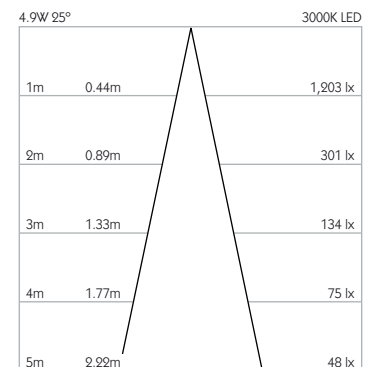
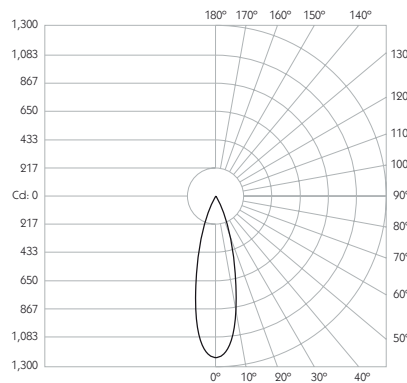
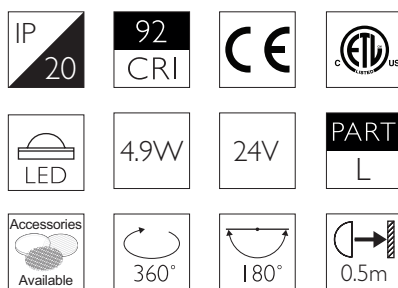
**Beam Angle** 25°

**Gear Type** Dimmable available



\*\* Photometry shown is correct for 3000K module. Please enquire for 2700K module output.

Product Photometry independently tested in accordance with LM-79



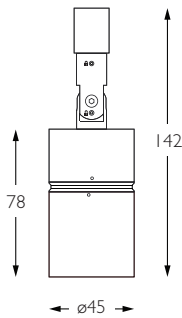
| Finish      | Cable             | Basis Track      | Retrac           | Eutrac             | Trimless          | Flat              | Node              | Surface           |
|-------------|-------------------|------------------|------------------|--------------------|-------------------|-------------------|-------------------|-------------------|
| <b>AL</b>   | CA4-483-AL-XX9225 | BT-483-AL-XX9225 | RT-483-AL-XX9225 | EUT3-483-AL-XX9225 | MPS-483-AL-XX9225 | MPX-483-AL-XX9225 | MPY-483-AL-XX9225 | MPZ-483-AL-XX9225 |
| <b>WH</b>   |                   |                  | RT-483-WH-XX9225 | EUT3-483-WH-XX9225 | MPS-483-WH-XX9225 | MPX-483-WH-XX9225 | MPY-483-WH-XX9225 | MPZ-483-WH-XX9225 |
| <b>BK</b>   |                   |                  | RT-483-BK-XX9225 | EUT3-483-BK-XX9225 | MPS-483-BK-XX9225 | MPX-483-BK-XX9225 | MPY-483-BK-XX9225 | MPZ-483-BK-XX9225 |
| <b>RB</b> * |                   | BT-483-RB-XX9225 |                  |                    | MPS-483-RB-XX9225 | MPX-483-RB-XX9225 | MPY-483-RB-XX9225 | MPZ-483-RB-XX9225 |

For 3000K Substitute XX with 30

For 2700K Substitute XX with 27

\*All Brass and Bronze finishes are made to order and subject to MOQ

## WIDE FLOOD SHORT SNOOT



### Technical Description

Evo 11 is a single source LED spotlight that comes as standard in white, black and brushed aluminium finishes. It has five site changeable optics for flexible distribution. The wide flood beam in our 4.9W 405lm module has a peak intensity of 348cd. The Evo has a 360 degree bearing aided rotation and 180 degree constant torque tilt mechanism, both lockable. The Jack Plug system enables the luminaire to be easily disconnected and reconnected to all of Precision Lighting's systems. The onboard 24V driver ensures overcurrent protection and is not polarity sensitive.

### Mechanical

**Category** Interior use only IP20

**Systems** Eutrac I Monopoint I LV tracks

**Material** Machined Aluminium

**Weight** 176g

**Lockable** Pan & Tilt

**Accessories** Snoots I Louvres I Lenses

### Finishes

**Finishes** Brushed Aluminium I Black I White I Rubbed Bronze I Custom\*

\* Please enquire as to the availability of non-standard Finishes

### Optical

**System Power** 4.9W

**Colour Temperature** 3000K\*

**Module Output** 405lm\*

**CRI** 92 TYP

**Absolute Output** 330lm

**TM-30** RF: 90 RG: 99

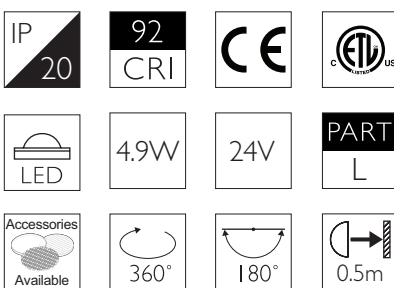
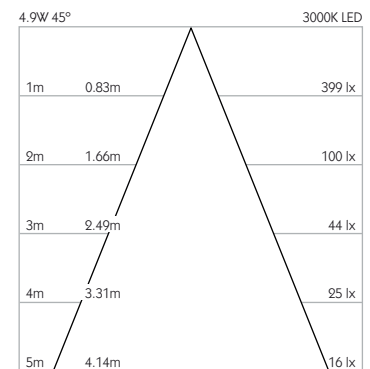
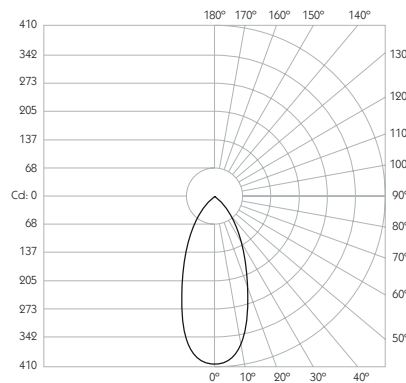
**LOR** 81

**Beam Angle** 45°

**Gear Type** Dimmable available

\*\* Photometry shown is correct for 3000K module. Please enquire for 2700K module output.

Product Photometry independently tested in accordance with LM-79



| Finish | Cable             | Basis Track      | Retrac           | Eutrac             | Trimless          | Flat              | Node              | Surface           |
|--------|-------------------|------------------|------------------|--------------------|-------------------|-------------------|-------------------|-------------------|
| AL     | CA4-483-AL-XX9245 | BT-483-AL-XX9245 | RT-483-AL-XX9245 | EUT3-483-AL-XX9245 | MPS-483-AL-XX9245 | MPX-483-AL-XX9245 | MPY-483-AL-XX9245 | MPZ-483-AL-XX9245 |
| WH     |                   |                  | RT-483-WH-XX9245 | EUT3-483-WH-XX9245 | MPS-483-WH-XX9245 | MPX-483-WH-XX9245 | MPY-483-WH-XX9245 | MPZ-483-WH-XX9245 |
| BK     |                   |                  | RT-483-BK-XX9245 | EUT3-483-BK-XX9245 | MPS-483-BK-XX9245 | MPX-483-BK-XX9245 | MPY-483-BK-XX9245 | MPZ-483-BK-XX9245 |
| RB *   |                   | BT-483-RB-XX9245 |                  |                    | MPS-483-RB-XX9245 | MPX-483-RB-XX9245 | MPY-483-RB-XX9245 | MPZ-483-RB-XX9245 |

For 3000K Substitute XX with 30

For 2700K Substitute XX with 27

\*All Brass and Bronze finishes are made to order and subject to MOQ